

Universal process controller eCONTROL



Type 8611 can be combined with...



Type 6223

Proportional Valve



Type 2301 + 8696

Globe control valve system



Type 8012

INLINE flowmeter



Type 8316

Pressure transmitter
4 ... 20 mA



Type TST001

Resistance thermometer



Type 8222

neutrino conductivity meter

- Continuous, 2-point, 3-point and On/Off control
- Ratio control function
- Sensor inputs (4 ... 20 mA, 0 ... 10 V, frequency, Pt100)
- Control of proportional, process and motor valves
- Bürkert proportional valves and flow meters are memorized
- 1/16 DIN size panel version

Thanks to its compact design, the universal 8611 controller is especially designed for compact control system applications.

It is compatible and tested with all Bürkert proportional valves and sensors and can be connected with every none-Bürkert Control valve by standard signal (4...20 mA, 0...10 V or PWM-output).

The proportional & Integral (PI) process controller is equipped with many additional functions.

The process value feedback can be supplied as one of three analog inputs; a standard signal (4...20 mA/0...10 V), frequency or Pt100 signal; directly to the universal controller.

The process switching points can be set via a 4...20 mA or 0...10 V signal or with the keypad.

For temperature specific control, it is possible to set a cascade structure with both temperature and flow as inputs.

Thanks to the proportional control capabilities, a wide range of control functions can be performed in a variety of liquids and gas medias.

Fields of application:

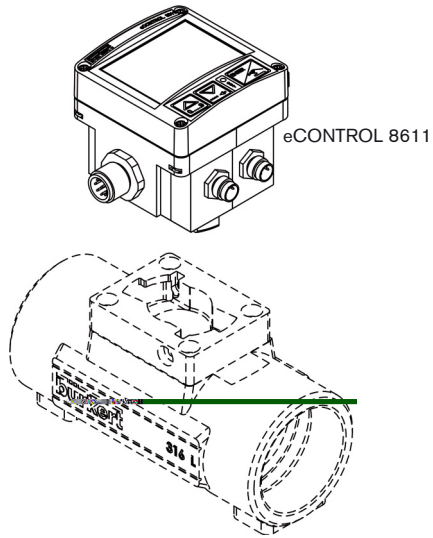
- ▶ Flow control, Ratio control
- ▶ Pressure control
- ▶ Temperature control
- ▶ Conductivity control
- ▶ pH control
- ▶ Level control

General data	
Materials	Housing, cover Front panel folio / Screws Multipin Wall-mounting holder
	PC, + 20% glass fibre Polyester / Stainless steel CuZn, nickel-plated PVC
Display	Dual-line 8-digit LCD with backlight
Electrical connections	Multipin: M12 - 8pin, M8 - 4pin, M8 - 3pin Terminals Insert for connecting to components according to DIN EN 175301 - 803
Voltage supply cable	0.5 mm ² max. cross section, max. 100 m, shielded
Environment	
Ambient temperature	0 ... + 70 °C (operating and storage)
Relative humidity	≤ 80 %, without condensation
Height above sea level	max. 2000 m
Standards and approvals	
Protection class	IP65
Standard	EMC, CE
	EN 61326

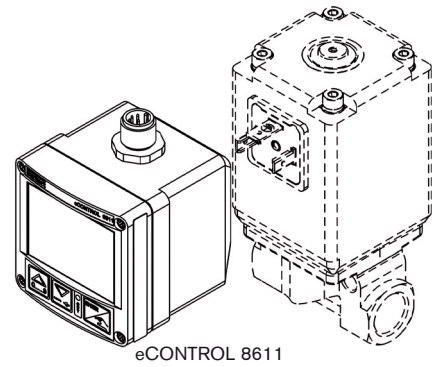
Electrical data	
Operating voltage	24 V DC \pm 10%, filtered and regulated
Power consumption	approx. 2 W (without valve - without sensor input)
Input	
Setpoint	Sourcing mode
Standard 4 ... 20 mA	Max. input impedance: 70 Ω Resolution: 5.5 μ A
Standard 0 ... 10 V	Max. input impedance: 11.5 k Ω Resolution: 2.5 mV
Sensors	Sourcing mode
Standard 4 ... 20 mA	Max. input impedance: 70 Ω Resolution: 5.5 μ A
Standard 0 ... 10 V	Max. input impedance: 11.5 k Ω Resolution: 2.5 mV
Frequency	
Input 1	External sensor min. 0.25 Hz / max. 1 kHz input impedance: > 1 k Ω Signal type: Sinus, square, triangle pulse (> 3000 mVpp, max. 30 Vpp)
Input 2	Internal Hall sensor min.
Pt100 (2 wires)	
Binary input	

Assembly versions

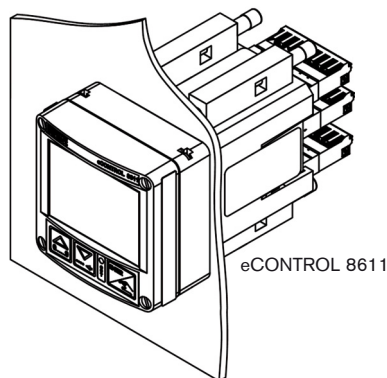
Mounting on flow-fitting
eCONTROL Fitting-mounting



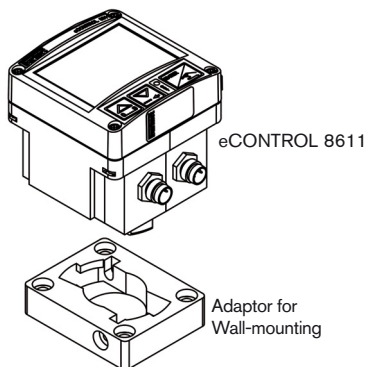
Mounting on a proportional valve
eCONTROL Valve-mounting



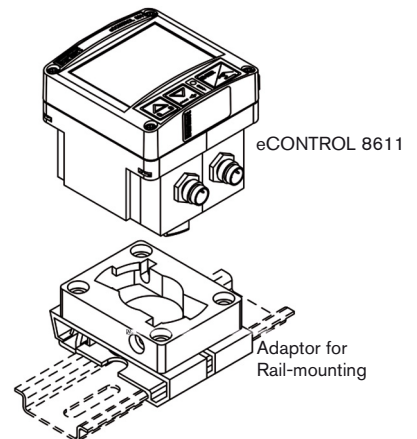
Mounting in panel
eCONTROL Panel-mounting



Mounting on a wall
eCONTROL Wall-mounting

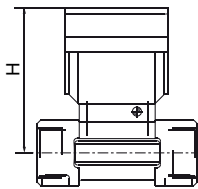
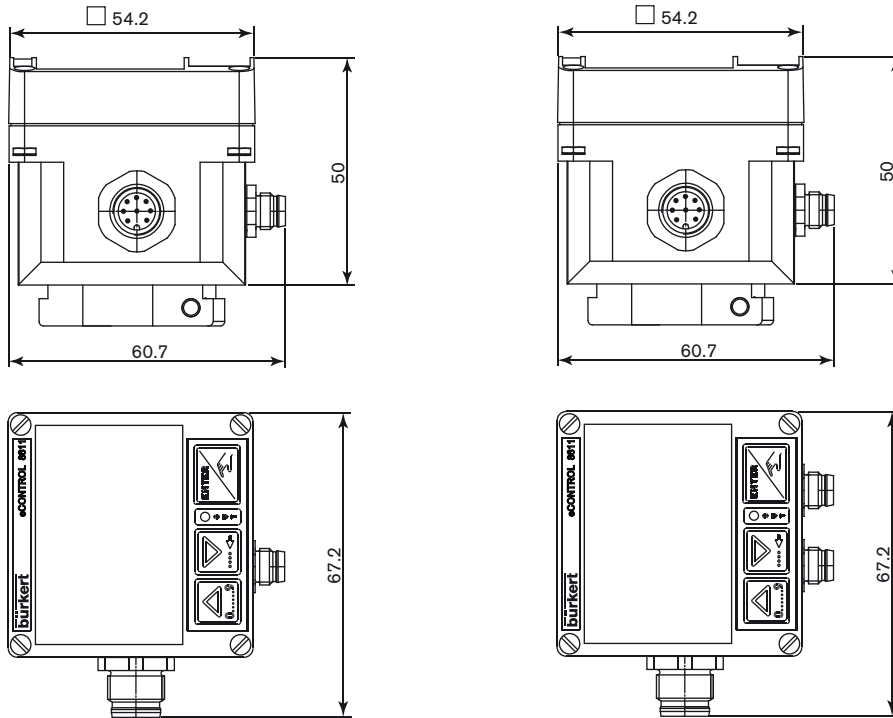


Mounting on a rail
eCONTROL Rail-mounting



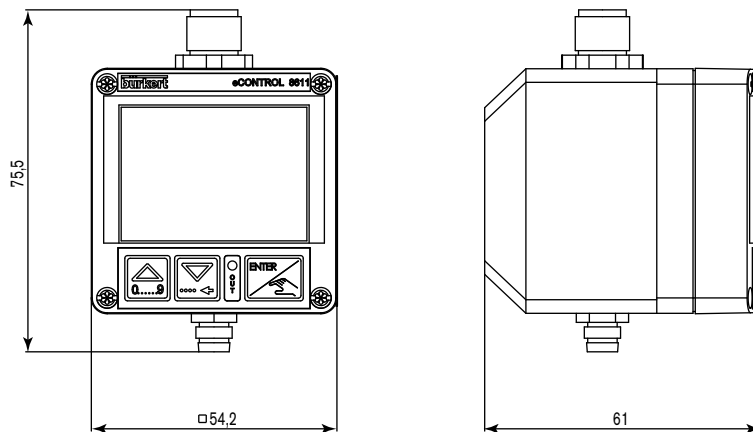
Dimensions [mm]

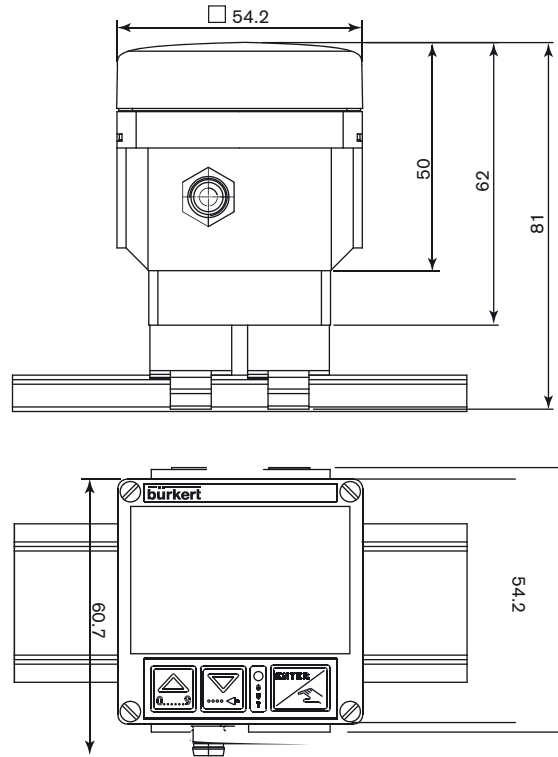
8611 - eCONTROL Fitting-mounting







DN [mm]	H [mm]
06	79.5
08	79.5
15	84.5
20	82.0
25	82.2
32	85.8
40	89.6
50	95.7
65	98.7

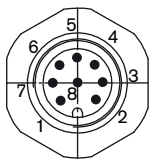
8611 eCONTROL Valve-mounting





Connection feasibility and controller versions

Assembly	Flow sensor fitting mounting		Wall- and rail-mounting	Valve-mounting
Sensor	integrated HALL-sensor, without external sensor input	integrated HALL-sensor with external sensor input	without HALL-sensor, with external sensor input	without HALL-sensor, with external sensor input
Control	<ul style="list-style-type: none"> Flow control 	<ul style="list-style-type: none"> Temperature control with flow display Temperature control with flow input for cascade control Ratio control 	<ul style="list-style-type: none"> Temperature control Pressure control Flow control 	<ul style="list-style-type: none"> Temperature control Pressure control Flow control
	 <p>8 pin M12 4 pin M8</p>	 <p>8 pin M12 4 pin M8 3 pin M8</p>	 <p>8 pin M12 4 pin M8 3 pin M8</p>	 <p>8 pin M12 3 pin M8</p>



8 pin M12 plug

- Power supply 24 V DC
- Set point value (0 ... 10 V / 4 ... 20 mA)
- Binary input
- process value output (0 ... 10 V / 4 ... 20 mA)
- PI-control output (0 ... 10 V / 4 ... 20 mA)
- Binary output



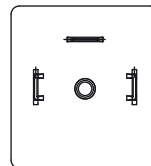
3 pin M8 plug

- Sensor input
- 4 ... 20 mA / 0 ... 10 V, frequency or Pt100
- Sensor power supply 24 V DC



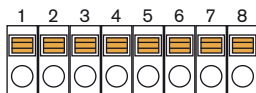
4 pin M8 plug

- PI-control output :
- 1 x PWM output
- 2 x PTM output
- 0 ... 10 V/4 ... 20 mA output and power supply actuator 24 V DC (only Article no. 182 383)



DIN 175301-803

- PWM output for Solenoid control valve



Terminal block 1




Terminal block 2



Terminal block 3

Jumper 1 (NPN/PNP)

Jumper 2 (NPN/PNP)



Ordering chart for universal Controller Type 8611

A controller Type 8611 consists of:

for Fitting-mounting

- an electronic module 8611
- an INLINE fitting S030 (DN06 - DN65)

(Refer to corresponding data sheet

- has to be ordered separately)

for Wall-mounting

- an electronic module 8611
- a wall-mounting adaptor (included)

for Rail-mounting

- an electronic module 8611
- a rail-mounted adaptor (included)

for Valve-mounting






- an electronic module 8611
- a proportional valve

(Refer to corresponding data

sheet of the proportional valve - has to be ordered separately)



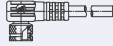

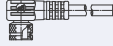





















for Panel-mounting

- an electronic module 8611
- 4 mounting brackets and 1 sealing (included)

Mounting disposition	Sensor input	controller outputs (*)	Operating voltage	Setpoint setting	Process value output	Binary In/Out	Article no.		
 Fitting	-	Flow rate (Fitting S030)	1 x PWM 2 x PTM	4 ... 20 mA 0 ... 10 V	24 V DC	4 ... 20 mA 0 ... 10 V	4 ... 20 mA (*) 0 ... 10 V	1 x Bin In 1 x Bin Out	177455
	Temperature (Pt100)	Flow rate (Fitting S030)	1 x PWM 2 x PTM	4 ... 20 mA 0 ... 10 V	24 V DC	4 ... 20 mA 0 ... 10 V	4 ... 20 mA (*) 0 ... 10 V	1 x Bin In 1 x Bin Out	177458
	Ratio or Temp. (4...20 mA / 0...10 V)	Flow rate (Fitting S030)	1 x PWM 2 x PTM	4 ... 20 mA 0 ... 10 V	24 V DC	4 ... 20 mA 0 ... 10 V	4 ... 20 mA (*) 0 ... 10 V	1 x Bin In 1 x Bin Out	177463
	Ratio (Frequency-NPN)	Flow rate (Fitting S030)	1 x PWM 2 x PTM	4 ... 20 mA 0 ... 10 V	24 V DC	4 ... 20 mA 0 ... 10 V	4 ... 20 mA (*) 0 ... 10 V	1 x Bin In 1 x Bin Out	208048
 Wall	Flow rate (frequency- NPN)	-	1 x PWM 2 x PTM	4 ... 20 mA 0 ... 10 V	24 V DC	4 ... 20 mA 0 ... 10 V	4 ... 20 mA (*) 0 ... 10 V	1 x Bin In 1 x Bin Out	177454
	Temperature (Pt100)	-	1 x PWM 2 x PTM	4 ... 20 mA 0 ... 10 V	24 V DC	4 ... 20 mA 0 ... 10 V	4 ... 20 mA (*) 0 ... 10 V	1 x Bin In 1 x Bin Out	177457
	All sensors with standard signal (4...20 mA / 0...10 V)	-	1 x PWM 2 x PTM	4 ... 20 mA 0 ... 10 V	24 V DC	4 ... 20 mA 0 ... 10 V	4 ... 20 mA (*) 0 ... 10 V	1 x Bin In 1 x Bin Out	177462
	All sensors with standard signal (4...20 mA / 0...10 V)	-	4 ... 20 mA 0 ... 10 V	-	24 V DC	4 ... 20 mA 0 ... 10 V	-	1 x Bin In 1 x Bin Out	182383
 Rail	Flow rate (frequency- NPN)	-	1 x PWM 2 x PTM	4 ... 20 mA 0 ... 10 V	24 V DC	4 ... 20 mA 0 ... 10 V	4 ... 20 mA (*) 0 ... 10 V	1 x Bin In 1 x Bin Out	177091
	Temperature (Pt100)	-	1 x PWM 2 x PTM	4 ... 20 mA 0 ... 10 V	24 V DC	4 ... 20 mA 0 ... 10 V	4 ... 20 mA (*) 0 ... 10 V	1 x Bin In 1 x Bin Out	177456
	All sensors with standard signal (4...20 mA / 0...10 V)	-	1 x PWM 2 x PTM	4 ... 20 mA 0 ... 10 V	24 V DC	4 ... 20 mA 0 ... 10 V	4 ... 20 mA (*) 0 ... 10 V	1 x Bin In 1 x Bin Out	177460
 Proportional valve	Temperature (Pt100)	1 x PWM	1 x PWM	4 ... 20 mA 0 ... 10 V	4 ... 20 mA	4 ... 20 mA 0 ... 10 V	4 ... 20 mA 0 ... 10 V	1 x Bin In 1 x Bin Out	204642
	Flow rate (frequency- NPN)	1 x PWM	1 x PWM	4 ... 20 mA 0 ... 10 V	4 ... 20 mA	4 ... 20 mA 0 ... 10 V	4 ... 20 mA 0 ... 10 V	1 x Bin In 1 x Bin Out	204639
	All sensors with standard signal (4...20 mA / 0...10 V)	1 x PWM	1 x PWM	4 ... 20 mA 0 ... 10 V	4 ... 20 mA	4 ... 20 mA 0 ... 10 V	4 ... 20 mA 0 ... 10 V	1 x Bin In 1 x Bin Out	186289
 Panel	2 x Frequency (NPN/PNP) 1 x 4...20 mA / 0...10 V 1 x Pt100 Ratio control	1 x PWM 2x PTM 1 x 4...20 mA/0...10 V	1 x PWM 2x PTM	4 ... 20 mA 0 ... 10 V	4 ... 20 mA	4 ... 20 mA (*) 0 ... 10 V	4 ... 20 mA (*) 0 ... 10 V	1 x Bin In 2 x Bin Out	210206

* Either PWM/PTM or 4...20 mA/0...10 V selectable as PI-control output. If 4...20 mA/0...10 V selected as PI-output, the process value isn't available.

Ordering chart for accessories (has to be ordered separately)

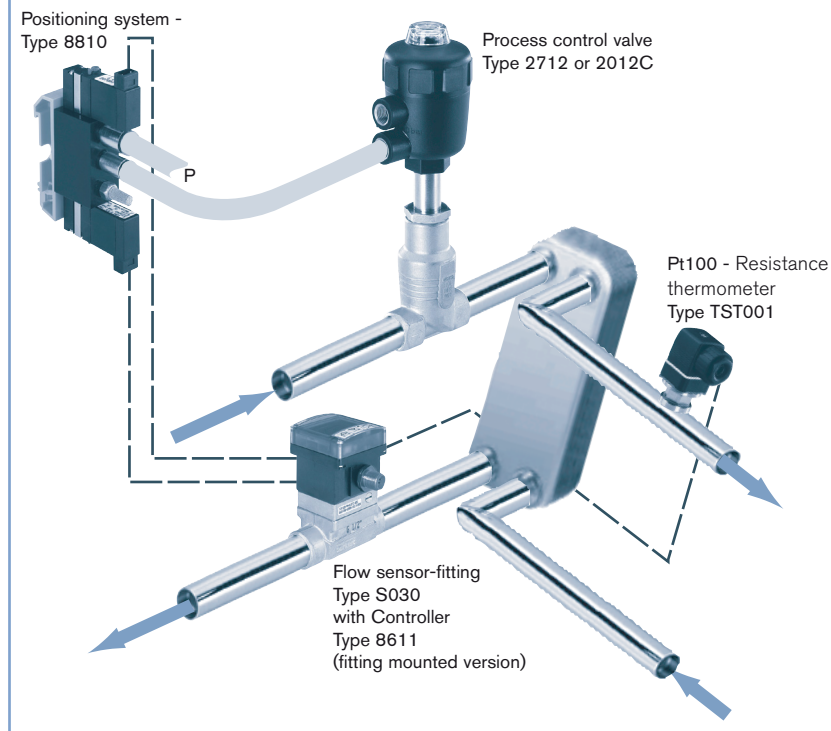
	Description	Article no.
	Positioning system 8810 for pneumatic actuators with rail-mount adaptor	204458 
	4 pin M8 female right angle connector with self-locking threaded joint and 2 m molded cable (valve output)	918718 
	4 pin M8 female right angle connector with self-locking threaded joint and 5 m molded cable (valve output)	919412 
	3 pin M8 female right angle connector with self-locking threaded joint and 2 m molded cable (sensor input)	918717 
	3 pin M8 female right angle connector with self-locking threaded joint and 5 m molded cable (sensor input)	919410 
	4 pin M8 female connector, straight with snap-on connection and 2 m molded cable (valve output)	919060 
	3 pin M8 female connector, straight with snap-on connection and 2 m molded cable (sensor input)	918039 
	8 pin M12 female connector, straight with screw connection and 2 m molded cable (PUR) (Power supply)	919061 
	8 pin M12 female connector, straight with screw connection, to assemble (Power supply)	918998 
	2 pin female connector, straight with 3 m cable (for connection to Positioning system 8810)	133486 
	2 pin female connector, straight with 5 m cable (for connection to Positioning system 8810)	167494 
	2 pin female connector, straight with 0.3 m wire (for connection to Positioning system 8810)	644068 
	2 pin female connector, straight with 0.6 m wire (for connection to Positioning system 8810)	162144 

Ordering chart for spare parts (has to be ordered separately)

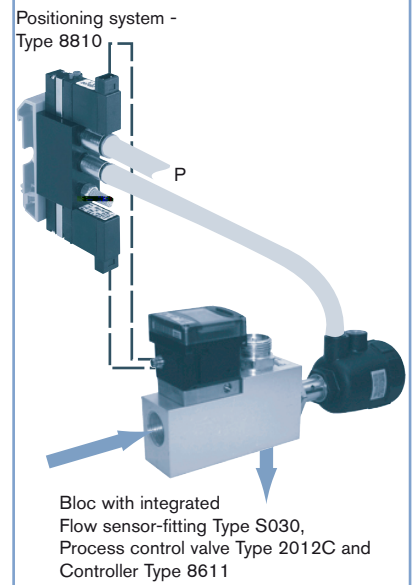
	Description	Article no.
	Wall-mounting adaptor	427098 
	Rail-mounting adaptor	655980 
	Mounting brackets (Set of 4 pieces)	560225 

Examples of applications

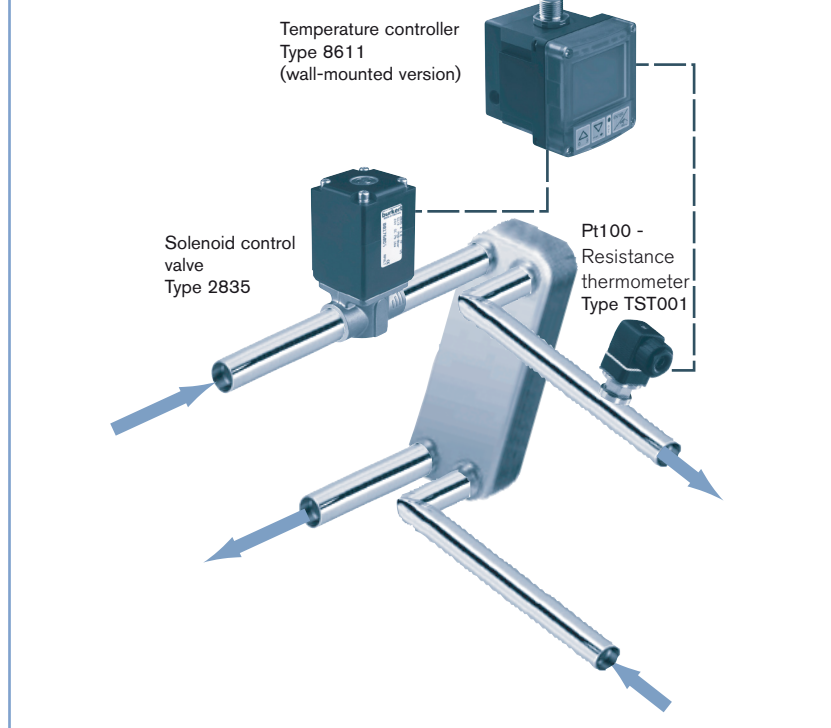
Cascaded temperature control with process control valve




Flow control with process control valve



Temperature control with solenoid control valve



Multi channel solution with process control valve



with solenoid control valve



DTS 1000089169 EN Version: S Status: RL (released | freigegeben | valide) printed: 13.03.2018

*To find your nearest Bürkert office, click on the orange box →

www.burkert.com

In case of special application conditions, please consult for advice.

Subject to alteration.
© Christian Bürkert GmbH & Co. KG

1803/17_EU-en_00895018